

# TIME 2 RELAX

burhéns

Art. Code: 0177

[www.burbens.com](http://www.burbens.com)



VINTAGE 22006-62 TAUPE

## FRAME

All structural parts of the frame are made of solidwood.

## SEAT CUSHION

### FABRIC

The core consists of 35 kg (N120) highly elastic shape cut cold foam, covered with fiber padding.

The cushion is reversible (not apply to leather).

### LEATHER

The core consists of 44 kg (N180) highly elastic shape cut cold foam, covered with fiber padding.

The cushion is not reversible.

## BACK CUSHION

### FABRIC

The inner cover is filled with siliconized fiber.

The cushion is reversible (not apply to leather).

### LEATHER

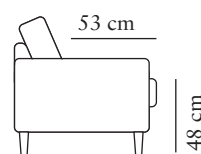
The core consists of 30 kg (N40) highly elastic shape cut cold foam, covered with fiber padding.

The cushion is not reversible.

## UPHOLSTERY

The style is fixed cover and available with fabric and leather.

The cushion cover, in fabric, can be removed and washed according to washing and care instructions.



## LEGS



## COLOURS



# TIME 2 RELAX

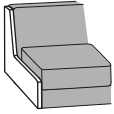
**burhéns**

[www.burbens.com](http://www.burbens.com)

Measurements may vary +/-3%, depending on the choice of upholstery and combination.

## ARMREST ENDPART

Art. Code L:  
Art. Code R:



width  
3 cm

## ARMREST 1

Art. Code L:  
Art. Code R:



width•depth•height  
20x89x62

## ARMREST 2

Art. Code L:  
Art. Code R:



width•depth•height  
16x89x50

## ARMREST 3

Art. Code L:  
Art. Code R:



width•depth•height  
10x89x63

## ARMREST 4

Art. Code L:  
Art. Code R:



width•depth•height  
14x89x66

## ARMREST 5

Art. Code L:  
Art. Code R:



width•depth•height  
14x89x66

## COMB 1

ARM 2 +1-MODULE 65+ARM 2

Art. Code:

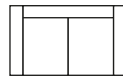


width•depth•height  
98x93x89

## COMB 2

ARM 2+2-MODULE 130+ARM 2

Art. Code:

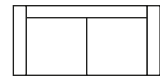


width•depth•height  
163x93x89

## COMB 3

ARM 2+2,5-MODULE+ARM 2

Art. Code:



width•depth•height  
213x93x89

## COMB 4

ARM 2+3-MODULE (2/2) 195+ARM 2

Art. Code:




width•depth•height  
228x93x89

## COMB 5

ARM 2+3-MODULE (3/3) 195+ARM 2

Art. Code:

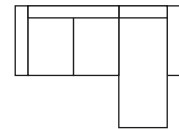


width•depth•height  
228x93x89

## COMB 6

ARM 2+2-MODULE 130  
+CHL MODULE 65+ARM 2

Art. Code 1,5 L:  
Art. Code 1,5 R:

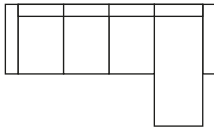


width•depth•height  
228x93/161x89

## COMB 7

ARM 2+3-MODULE (3/3) 195  
+CHL MODULE 65+ARM 2

Art. Code 1,5 L:  
Art. Code 1,5 R:

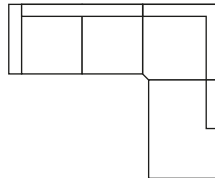


width•depth•height  
293x93/161x89

## COMB 8

ARM 2+2,5-MODULE  
+C MODULE 90°  
+END PART MODULE R

Art. Code 1,5 L:  
Art. Code 1,5 R:

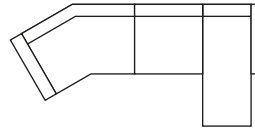


width•depth•height  
297x93/217x89

## COMB 9

ARM 2+C MODULE 30°  
+1,5 MODULE  
+CHL MODULE 65+ARM 2

Art. Code 1,5 L:  
Art. Code 1,5 R:

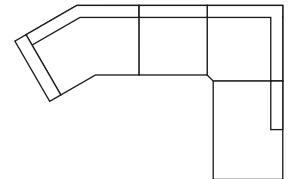


width•depth•height  
338x128/161x89

## COMB 10

ARM 2+C MODULE 30°  
+1,5-MODULE  
+C MODULE 90°  
+END PART MODULE R

Art. Code 1,5 L:  
Art. Code 1,5 R:

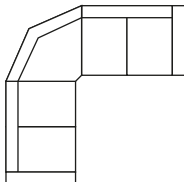


width•depth•height  
357x128/217x89

## COMB 11

ARM 2+2-MODULE 130  
+C MODULE 90° DIAMOND  
+2-MODULE 130+ARM 2

Art. Code 1,5 L:  
Art. Code 1,5 R:

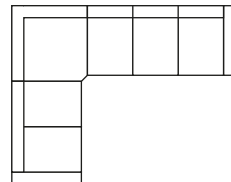


width•depth•height  
247x247x89

## COMB 12

ARM 2+2-MODULE 130  
+C MODULE 90°  
+3-MODULE (3/3) 195+ARM 2

Art. Code 1,5 L:  
Art. Code 1,5 R:

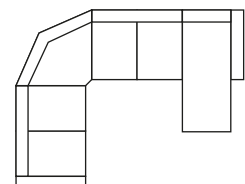


width•depth•height  
312x247x89

## COMB 13

ARM 2+2-MODULE 130  
+C MODULE 90° DIAMOND  
+2-MODULE 130  
+CHL MODULE 65+ARM 2

Art. Code 1,5 L:  
Art. Code 1,5 R:

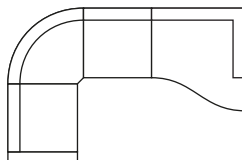


width•depth•height  
312x247x89

## COMB 14

ARM 2+1,5-MODULE  
+C MODULE 90° ROUND  
+1,5-MODULE  
+CORNER ENDPART MODULE R

Art. Code 1,5 L:  
Art. Code 1,5 R:



width•depth•height  
327x207/145x89

## COMB 15 FOOTSTOOL 1

Art. Code 1,5 L:



width•depth•height  
65x60x48