

# BALTIMORE XL

burhéns

Art. Code: 0015

[www.burbens.com](http://www.burbens.com)



KISS 11006-05 ECRU

## FRAME

All structural parts of the frame are made of solid wood.

## SEAT CUSHION

The core consists of 35 kg (N120) highly elastic shape cut cold foam covered with a mix of siliconized fiber and feather.

The cushion is reversible (not apply to leather).

## BACK CUSHION

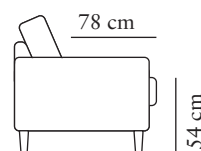
The core consists of 30 kg (N40) highly elastic shape cut cold foam covered with a mix of siliconized fiber and feather.

The cushion is reversible (not apply to leather).

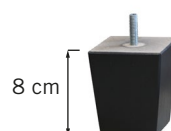
## UPHOLSTERY

The style is fixed and loose cover and available with fabric and leather.

The covers/cushion covers, in fabric, can be removed and washed according to washing instructions.



## LEGS



## COLOURS



04  
White  
Pigmented Oak



05  
Oiled Oak



06  
Oiled Walnut



03  
Colonial



02  
Black

# BALTIMORE XL

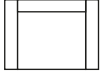
burhéns

[www.burbens.com](http://www.burbens.com)

Measurements may vary +/-3%, depending on the choice of upholstery and combination.

1,5-SEATER

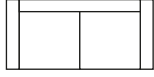
Art. Code: 1150-1013



width•depth•height  
138•113•93

2,5-SEATER

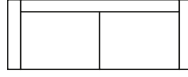
Art. Code: 1250-1013



width•depth•height  
208•113•93

3,5-SEATER (2)

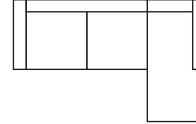
Art. Code: 1360-1013



width•depth•height  
267•113•93

2,5+CHL R

Art. Code CHL L: 1710-1013  
Art. Code CHL R: 1709-1013



width•depth•height  
294x113/177x93

FOOTSTOOL 1

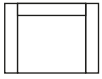
Art. Code: 1050-0000



width•depth•height  
124•86•52

1,5-SEATER LC

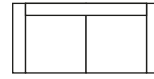
Art. Code: 1150-1013



width•depth•height  
138•113•93

2,5-SEATER LC

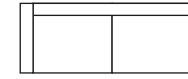
Art. Code: 1250-1013



width•depth•height  
208•113•93

3,5-SEATER (2) LC

Art. Code: 1360-1013



width•depth•height  
267•113•93

FOOTSTOOL 1 LC

Art. Code: 1050-0000



width•depth•height  
124•86•52