

NOVA - Design by Wendelbo



TECHNICAL SPECIFICATIONS

STRUCTURE INTERIOR

Frame made of solid wood and mdf with nozag spring system.

STRUCTURE PADDING

High resilient variable density polyurethane foam.

SEAT

High resilient polyurethane seat cushion with a wrap of supersoft foam. Alternatively - high resilient polyurethane seat cushion with a wrap of down/feather & ball fibres in a downproof cambric divided into channels.

BACK / ARM

Down/feathers & ball fibres in a downproof cambric divided into channels.

COVER

Fixed, alternatively loose

LEGS


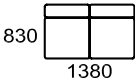
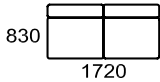
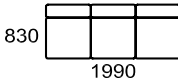
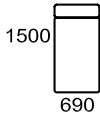
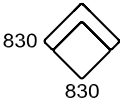
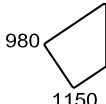
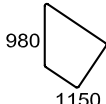
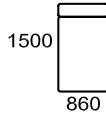

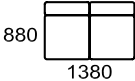
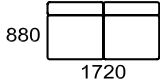
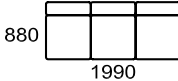
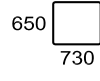
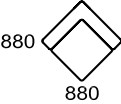
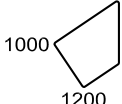
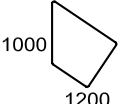



Brushed stainless steel or wood

MAINTENANCE

We recommend shaking and fluffing-up the cushions regularly to maintain the shape. This should be done after removing the cushions from the structure for improved air circulation. For maintenance of fabric and leather, please contact your retailer.

NOVA - Design by Wendelbo



<p>Module 1 (mm)</p>  <p>830 690</p>	<p>Module 2 (mm)</p>  <p>830 1380</p>	<p>Module 3 (mm)</p>  <p>830 1720</p>	<p>Module 4 (mm)</p>  <p>830 1990</p>	<p>Module 5 (mm)</p>  <p>1500 690</p>	
<p>Module 6 (mm)</p>  <p>830 830</p>	<p>Module 7 (mm)</p>  <p>980 1150</p>	<p>Module 8 (mm)</p>  <p>980 1150</p>	<p>Module 9 (mm)</p>  <p>1500 860</p>		
<p>Module 10 (mm)</p>  <p>880 690</p>	<p>Module 11 (mm)</p>  <p>880 1380</p>	<p>Module 12 (mm)</p>  <p>880 1720</p>	<p>Module 13 (mm)</p>  <p>880 1990</p>	<p>Module 14 (mm)</p>  <p>650 730</p>	
<p>Module 15 (mm)</p>  <p>880 880</p>	<p>Module 16 (mm)</p>  <p>1000 1200</p>	<p>Module 17 (mm)</p>  <p>1000 1200</p>	<p>Module 18 (mm)</p>  <p>520 75</p>	<p>Module 19 (mm)</p>  <p>440 95</p>	<p>Module 20 (mm)</p>  <p>370 155</p>