

CLEOPATRA



FRAME

All structural parts of the frame are made of solidwood.

SEAT CUSHION

The core consists of 50 kg highly elastic shape cut cold foam with a siliconized fiber and feather top.

The cushion is reversible.

BACK CUSHION

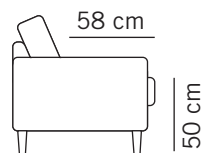
The inner cover is filled with a mix of siliconized fiber and feather.

The cushion is reversible.

UPHOLSTERY

The style is fixed cover and available with fabric and leather.

The cushion cover, in fabric, can be removed and washed according to washing and care instructions.



LEGS



no 2

COLOURS



White



Oiled Oak



Oiled Walnut



Colonial



Black

CLEOPATRA


Measurements may vary +/-3%, depending on the choice of upholstery and combination.

1-SEATER



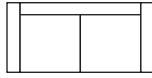
width•depth•height
128x105x99

2-SEATER



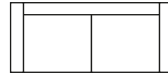
width•depth•height
205x105x99

2,5-SEATER



width•depth•height
245x105x99

3-SEATER (2)



width•depth•height
285x105x99

FOOTSTOOL



width•depth•height
120x80x50